

# ASIA PACIFIC PERFORMANCE

Type of shares: D (capitalization) - USD

## INVESTMENT POLICY

The Management Company entrusts the management of the Company's assets to pre-selected independent managers. Investment decisions are taken by the managers. The Company's assets are invested exclusively in Asian countries, whose economies the Management Company expects to experience higher growth rates than western economies. These countries include the Indian sub-continent but exclude Australia.

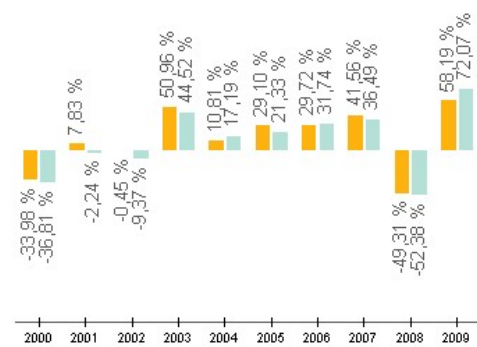
## EVOLUTION OF THE NAV & PERFORMANCES

### Evolution of the net asset value (on 100)



— Asia Pacific Performance  
— MSCI AC Asia ex-Japan Net Dividend Reinvested

### Calendar year performances \*



\* Results are based on the past and are no guarantee for the future. Performances are calculated on an annual basis and without costs. The investment policy does not stipulate any correlation between the compartment and the index mentioned. Consequently, the performance of the compartment may differ from the performance of the index.

### Annualized performances \*

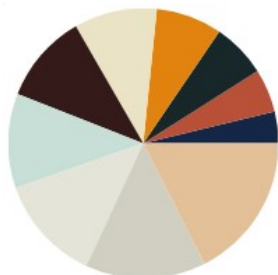
	1 year	3 years	5 years	10 years
Fund	13,46 %	-4,61 %	9,87 %	9,39 %
Benchmark	22,13 %	-2,74 %	10,31 %	6,63 %

### End of year net asset value

	2009	2008	2007	2006
Fund	\$34,88	\$22,05	\$43,50	\$30,73

## FUND CHARACTERISTICS

### Geographical breakdown



Country	Weight
Cash	17,50 %
China	14,42 %
Hong Kong	12,72 %
Taiwan	11,32 %
Korea	10,72 %
India	9,92 %
Indonesia	7,90 %
Singapore	6,50 %
Thailand	3,80 %
Other	5,20 %

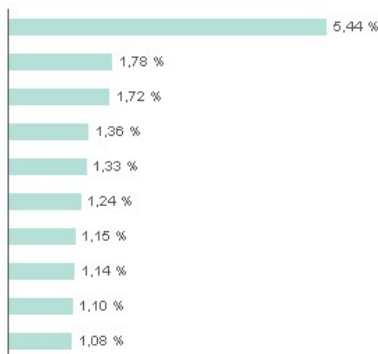
# ASIA PACIFIC PERFORMANCE

## Selected managers




Manager	Weight
Sloane Robinson	36,00 %
Hamon	23,22 %
Comgest	18,96 %
Atlantis	10,96 %
ARN	8,47 %
Farm Team	2,24 %
Cash	0,15 %

## Main participations



Company	Weight
US TREASURY BILLS 0,00 09-290710	5,44 %
TAIWAN SEMICONDUCTOR MANUFACTURING	1,78 %
PERUSAHAAN GAS NEGARA -B-	1,72 %
HON HAI PRECISION INDUSTRY CO LTD	1,36 %
PT JASA MARGA B	1,33 %
JARDINE MATHESON HOLDINGS LTD	1,24 %
CHINA MOBILE LTD	1,15 %
HIGH TECH COMPUTER CORP	1,14 %
GENTING BERHAD	1,10 %
PTT PUBLIC COMPANY LIMITED -NVDR-	1,08 %

## KEY INFORMATION

Inception date	02/08/1995	Sub-fund of	Asia Pacific Performance - pooled fund under Luxembourg law
Currency	USD	Asset category	UCITS
Last net asset value	32,12	With licence in	Belgium, France, Italy, Luxemburg, Spain, Switzerland, The Netherlands
Total assets (millions)	583,95	Asset manager	Degroof Gestion Institutionnelle - Luxembourg
ISIN code	LU0059313121	Financial manager	Degroof Gestion Institutionnelle - Luxembourg
Bloomberg code	ASPACPR LX	Administration	Bank Degroof Luxembourg
Subscription fee	Max. 3,00 %, freely negotiable	Custodian	Bank Degroof Luxembourg
Stock exchange tax in case of exit or compartment change	0,50 % (max. 750 €)	Financial services in Belgium	Bank Degroof
Exits subject to Ecofin/Belgian tax on capitalization UCIs	No	<b>Risk indicator</b>	
Calculation frequency	Daily	Scale running from 0 (lowest risk) to 6 (highest risk)	
Closing date orders' receipt	1:15 pm	The risk category is an indicator of the risk linked to an investment in an UCIT or a compartment. Any change in the risk category will be specified in the periodic reports of the UCITS.	
Settlement date	D+4		

The total amount of assets is the total amount calculated at the end of the present month or at the end of the previous month. The present note uses the term fund whereas the Belgian law refers to compartment and should not be considered as an offer to buy or sell securities. In order to constitute an offer, this document should be accompanied by the prospectus, the simplified prospectus and possible Belgian annex. The latest prospectus, the simplified prospectus, the Belgian annex and the latest annual or half-annual report are available free of charge on the web site [www.degroof.be](http://www.degroof.be) and at Bank Degroof NV/SA, rue de l'Industrie 44, 1040 Brussels.