

ASIA PACIFIC PERFORMANCE

Type of shares : D (capitalization) - USD

INVESTMENT POLICY

The Management Company entrusts the management of the Company's assets to pre-selected independent managers. Investment decisions are taken by the managers. The Company's assets are invested exclusively in Asian countries, whose economies the Management Company expects to experience higher growth rates than western economies. These countries include the Indian sub-continent but exclude Australia.

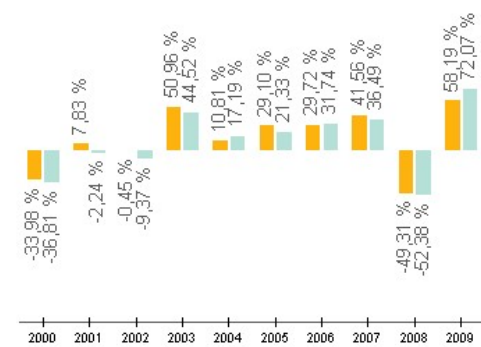
EVOLUTION OF THE NAV & PERFORMANCES

Evolution of the net asset value (on 100)



— Asia Pacific Performance
— MSCI AC Asia ex-Japan Net Dividend Reinvested

Calendar year performances *



Annualized performances *

	1 year	3 years	5 years	10 years
Fund	8,84 %	-3,69 %	10,38 %	10,84 %
Benchmark	16,82 %	-3,22 %	10,63 %	7,54 %

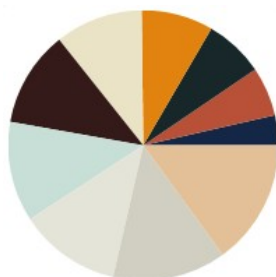
* Results are based on the past and are no guarantee for the future. Performances are calculated on an annual basis and without costs. The investment policy does not stipulate any correlation between the compartment and the index mentioned. Consequently, the performance of the compartment may differ from the performance of the index.

End of year net asset value

	2009	2008	2007	2006
Fund	\$34,88	\$22,05	\$43,50	\$30,73

FUND CHARACTERISTICS

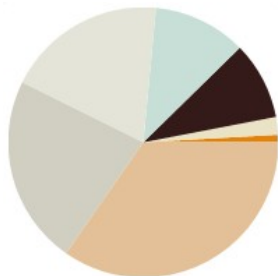
Geographical breakdown



Country	Weight
Hong Kong	15,00 %
China	13,60 %
Korea	12,20 %
Cash	12,00 %
India	11,50 %
Taiwan	10,50 %
Indonesia	8,60 %
Singapore	7,10 %
Thailand	5,90 %
Other	3,60 %

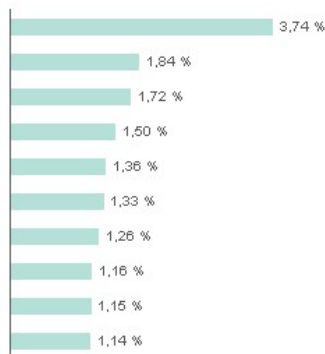
ASIA PACIFIC PERFORMANCE

Selected managers



Manager	Weight
Sloane Robinson	34,69 %
Hamon	22,63 %
Comgest	19,16 %
Atlantis	11,17 %
ARN	9,31 %
Farm Team	2,13 %
Cash	0,91 %

Main participations



Company	Weight
US TREASURY BILLS 0,00 10-281010	3,74 %
PT JASA MARGA B	1,84 %
TAIWAN SEMICONDUCTOR MANUFACTURING	1,72 %
PERUSAHAAN GAS NEGARA -B-	1,50 %
JARDINE MATHESON HOLDINGS LTD	1,36 %
GENTING BERHAD	1,33 %
CHINA MOBILE LTD	1,26 %
HIGH TECH COMPUTER CORP	1,16 %
LG CORP	1,15 %
PTT PUBLIC COMPANY LIMITED -NVDR-	1,14 %

KEY INFORMATION

Inception date	02/08/1995
Currency	USD
Last net asset value	34,22
Total assets (millions)	634,43
ISIN code	LU0059313121
Bloomberg code	ASPACPR LX

Subscription fee	Max. 3,00 %, freely negotiable
Stock exchange tax in case of exit or compartment change	0,50 % (max. 750 €)
Exits subject to Ecofin/Belgian tax on capitalization UCIs	No

Calculation frequency	Daily
Closing date orders' receipt	1:15 pm
Settlement date	D+4

Sub-fund of	Asia Pacific Performance - pooled fund under Luxembourg law
Asset category	UCITS
With licence in	Belgium, France, Italy, Luxemburg, Spain, Switzerland, The Netherlands
Asset manager	Degroof Gestion Institutionnelle - Luxemburg
Financial manager	Degroof Gestion Institutionnelle - Luxemburg
Administration	Bank Degroof Luxemburg
Custodian	Bank Degroof Luxemburg
Financial services in Belgium	Bank Degroof

Risk indicator

Scale running from 0 (lowest risk) to 6 (highest risk)



The risk category is an indicator of the risk linked to an investment in an UCIT or a compartment. Any change in the risk category will be specified in the periodic reports of the UCITs.

The total amount of assets is the total amount calculated at the end of the present month or at the end of the previous month. The present note uses the term fund whereas the Belgian law refers to compartment and should not be considered as an offer to buy or sell securities. In order to constitute an offer, this document should be accompanied by the prospectus, the simplified prospectus and possible Belgian annex. The latest prospectus, the simplified prospectus, the Belgian annex and the latest annual or half-annual report are available free of charge on the web site www.degroof.be and at Bank Degroof NV/SA, rue de l'Industrie 44, 1040 Brussels.